

15 Minutes `til 50 Patients

Mass Casualty Incident Response

Christopher Riccardi, CHSP, CHEP

Healthcare Emergency Preparedness

Constant & Associates, Inc.

Torrance, CA

Bay Area Emergency Managers Conference 2017

Genentech Event Center, South San Francisco, CA



Welcome

Introductions



Bay Area Emergency Managers Conference 2017
Genentech Event Center, South San Francisco, CA



Objectives

- Describe the “15 `til 50” MCI Response methodology
- Demonstrate how to implement “15 `til 50” in any facility
- Identify “15 `til 50” Toolkit resources

Agenda

- Overview
- Initiation Activities
- Set-up Procedures
- Roles and Responsibilities
- 15 'til 50 Toolkit
- Questions

Overview

What is 15 'til 50?

- Program designed to enable hospital staff to receive a surge of 50 or more patients within 15 minutes of notification of a mass casualty incident (MCI)
- Rapid deployment of staff, supplies, and equipment
- Process initiated using existing supplies and equipment
- The 15 'til 50 model has been developed, tested, and modified over the past 10 years

15 Minutes in 28 Seconds



Bay Area Emergency Managers Conference 2017
Genentech Event Center, South San Francisco, CA



Overview

- **Disaster response failures**
 - Hospital Disaster Plan?
 - Unknown roles & tasks
 - Poor communications
 - Unclear patient pathways
 - Lack of relevant supplies
 - “That’s what it says, but that’s not what we do.”

Overview

- **Disaster Response Solution “15 ‘til 50...”**
 - Rapid deployment
 - Designated response
 - Vetted through over 30 exercises and actual events
 - Plug and play model
 - Implemented in over 20 Southern California hospitals and counting

Gap Analysis >50% Gap

Responders identified the following gaps:

- Lack of MCI training programs for emergency department (ED) staff and physicians
- Lack of MCI training programs for ancillary/support department staff
- Inability to manage 50 patients in 15 minutes
- Lack of triggers for numerous operations and responses
- No plans for family information center activation
- Lack of standing medication orders for disaster response

Initiation Activities

Bay Area Emergency Managers Conference 2017
Genentech Event Center, South San Francisco, CA



Incident Occurs



Bay Area Emergency Managers Conference 2017
Genentech Event Center, South San Francisco, CA



Initiation

Emergency Department Code TRIAGE Response

Job Action Sheet/Checklist

Role: ED Charge Nurse

- ED Notified via MAC/ReddiNet
- Notify House Supervisor
- House Supervisor will Initiate Code TRIAGE with PBX
- ED Charge Nurse/Nurse Manager to assign staff for response
- Distribute Treatment Area assignment tool boxes
- ED staff to establish External Treatment Area
- ED staff to establish Minor Treatment Area

Continued on next slide

Initiation

Job Action Sheet/Checklist continued from previous slide

- Don Personal Protective Equipment
- Internal ED Charge Nurse to clear out existing patients to receive “NEW” victims
 - Establish “Mini Inpatient Units” in department
 - Assign responding inpatient RNs to staff mini units
- Turn On Hand Held Radio and conduct radio check(s)
- Update MAC and Incident Command as new info is received

Initial Activities

- Roles assigned
- Triage (Internal) closed
- FT emptied into waiting room
- Patients processed for discharge or admit
- Floor RNs/CNAs come for immediate admissions
- Consolidate remaining patients
- Count of available beds to Disaster Lead
- Emergency department doors secured



Set Up

Bay Area Emergency Managers Conference 2017
Genentech Event Center, South San Francisco, CA



Set-up Begins



Bay Area Emergency Managers Conference 2017
Genentech Event Center, South San Francisco, CA



Set-up Continues



Ambulance Drop-Off



Traffic Control

Set-up Complete



Delayed



Immediate

Set-up Complete



Minor Treatment Area

Set Up Complete

- 10-20 gurneys in place
- 10-20 wheelchairs in place
- Shower trailer moved & set up
- Set up cots
- Set up canopies
- Signs posted
- Supply carts out
- 20 IV lines ready
- 20 oxygen tanks ready
- PPE donned
- Treatment area teams ready
- Radio checks

Roles

Bay Area Emergency Managers Conference 2017
Genentech Event Center, South San Francisco, CA



Roles Hospital Command Center

- ❑ Hospital Command Center activated and coordinates
 - Equipment
 - Personnel and labor pool
 - Ancillary support services
 - Patient flow into hospital departments
- ❑ Communicates with Disaster Lead and all Departments



Roles Treatment Areas

□ Emergency Department

- Disaster Lead (External)– RN
- Charge (Internal)– RN
- Set up & Decon – Techs/CCTs
- Triage – RN
- Minor Treatment Area Team
 - 2 RNs + MD + Registrar + RT
- Immediate Treatment Area Team
 - 2 RNs + MD + Reg + RT
- Delayed Treatment Area Team
 - 2 RNs + MD + Reg + RT

Roles Inpatient Units

□ ICU/Tele/Med-Surge

- Safe patient hand-off
- Two RN's from each unit report to emergency department Lead
- Facilitate patient flow
- Set-up

Roles Pharmacy & Radiology

☐ Pharmacy

- Pre Stocked Med Carts
- Deploy to
 - Immediate/Delayed Treatment Area
 - Minor Treatment Area
- Pharmacy Tech to ED

☐ Radiology

- Deploy to Treatment Areas
- C-Arm
- Portable X-Ray
- PACS Carts

Roles Case Managers

- Increase bed surge capacity to accommodate an influx of patients resulting from MCI
- Coordinate discharge of patients
- Establish a patient discharge area
- Coordinate activities to expedite discharge including transportation
- Assist the Family Information Center Provide PsySTART assessments

Roles Public Safety

- Facility lockdown
- Access control
- Traffic control
- Crowd control
- Ongoing/PD assist



Roles Facilities/Plant Operations

- Immediate facilities structure evaluation
- Immediate systems check (True assessment = 1.5-2 hours)
- Check structural integrity
- Report findings to HCC
- Deputize on-site construction personnel to assist
- Assist with decontamination
- Assist with infection control
- Assist with patient transport
- Assist as runners
- Ensure utilities are viable

Patient Care



Triage and treat patients as they arrive

“15 `til 50...” Toolkit

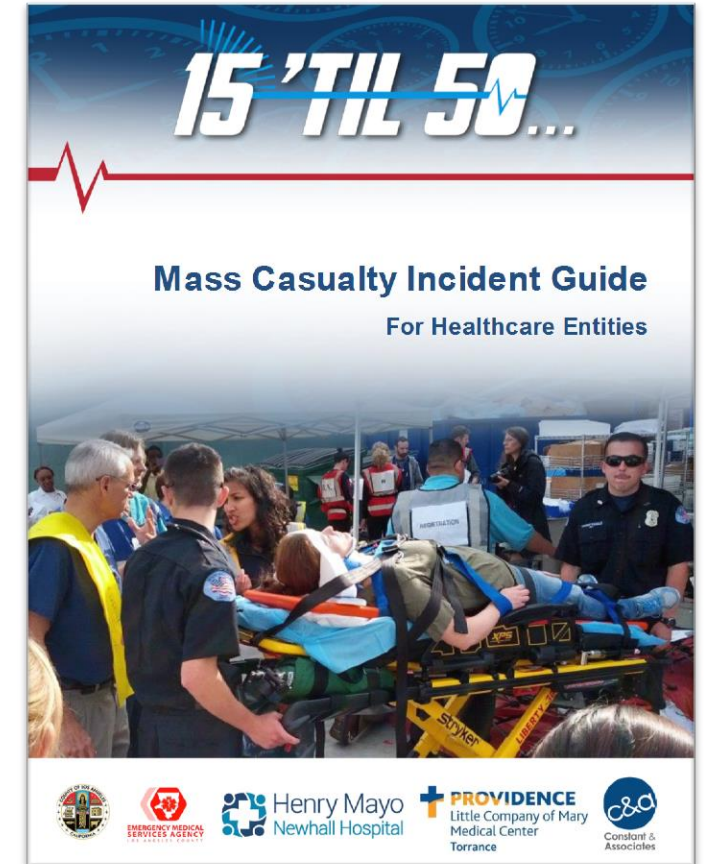
Bay Area Emergency Managers Conference 2017
Genentech Event Center, South San Francisco, CA



Toolkit

15 'til 50 MCI Toolkit

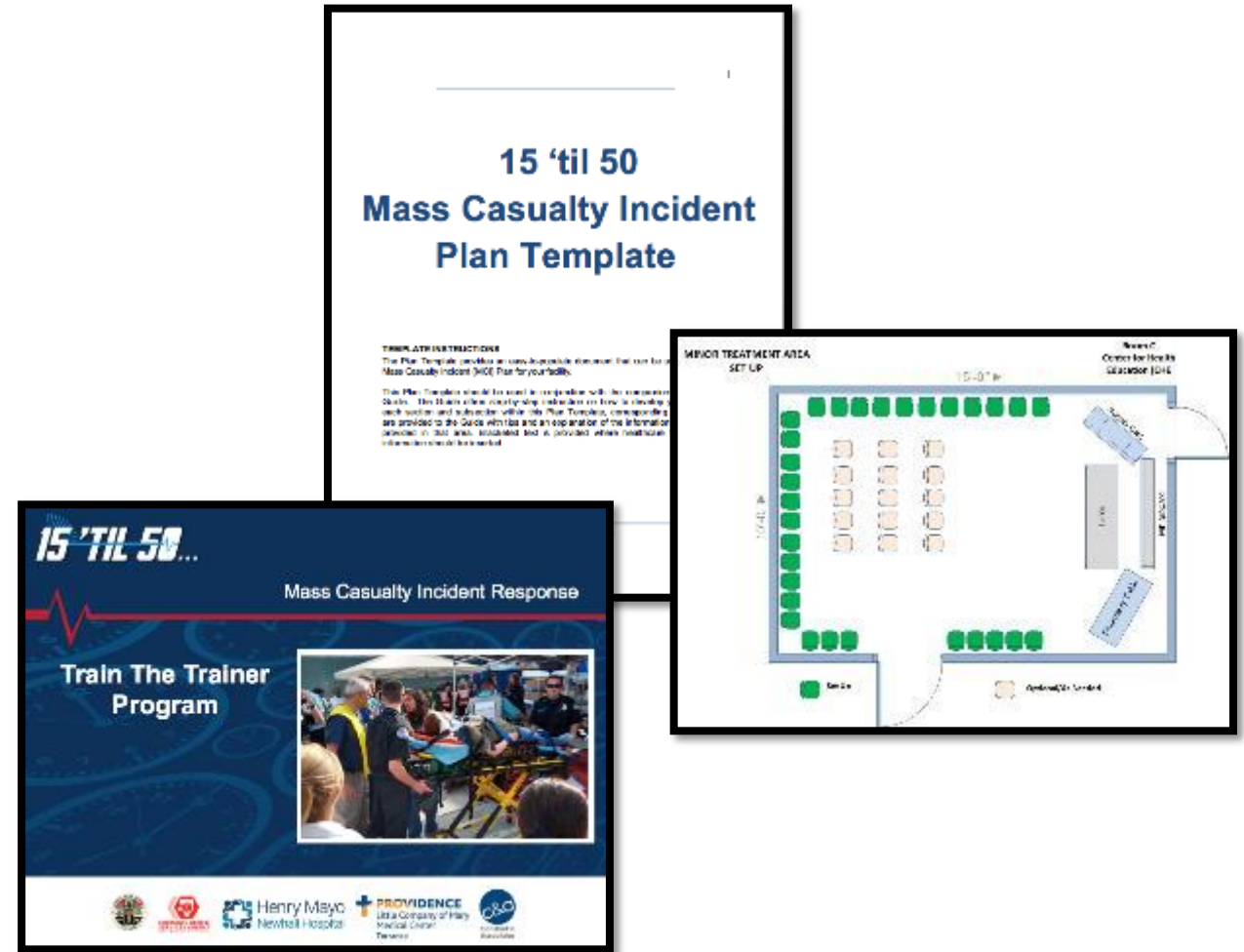
- Comprehensive suite of resources to implement 15 'til 50
 - Guide
 - Plan Template
 - Videos
 - And more
- Use existing supplies so cost is minimal



Toolkit Resources

Toolkit Resources

- MCI Guide and Template
- Multimedia library
- Toolkit Library
 - Creating buy in
 - Sample exercise materials
 - Training material
 - Sample maps & forms
 - Much more



Plan Template

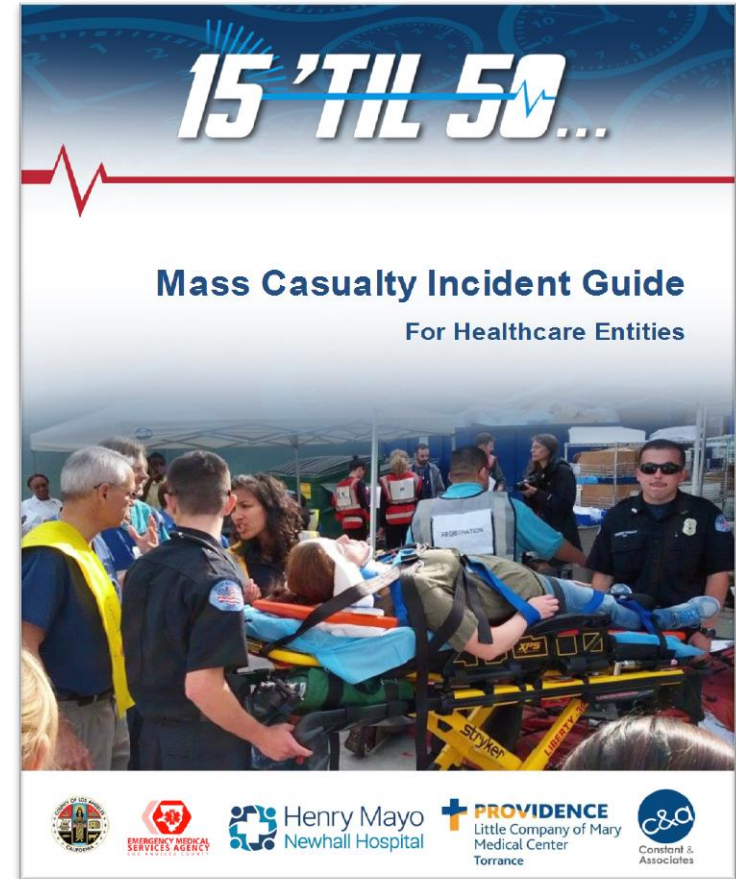


MCI Plan Template

- The Plan Template provides an easy-to-populate document that can be used to create a MCI Plan for your facility

MCI Guide

Provides a comprehensive explanation of the 15 'til 50 model. It offers a step-by-step walkthrough for developing a 15 'til 50 Program



Roles

15 'til 50 | MASS CASUALTY INCIDENT GUIDE

Appendix H: How Is Each Department Involved In 15 'til 50?

The 15 'til 50 model emphasizes the strong role that ancillary and support departments play in a mass casualty incident. The table below lists various departments within hospitals, their role during a 15 'til 50 MCI, staff, supplies, and role within HICS.

Table (7): Department roles in 15 'til 50

Department	Role	Staff	Supplies	HICS
Behavioral Health	Provide PsySTART services in the Triage and Treatment areas	Any available staff, social services, chaplains	PsySTART triage forms	Behavioral Health Unit Leader and/or Social Services Appointee
Blood Bank	Fill supply orders as requested	Blood Bank Tech on duty or designee	Blood Products	N/A
Case Management	Increase bed surge capacity from a low of 10% of the current bed inventory to a high of 35% of the current bed inventory to accommodate an influx of patients resulting from a mass casualty incident Coordinate discharge of patients meeting criteria for rapid discharge for inpatients and emergency department patients with physicians Establish a patient discharge area to free beds until patients can be discharged or transferred and transported in a lobby or other lounge area Coordinate activities to expedite discharge including transportation Assist in the Family Information Center by providing psychological first aid Provide PsySTART assessments	Case managers on duty	Phones Laptops Additional supplies for the FIC	Director may be assigned to the role of Medical Care Branch Director or Inpatient Care Unit Leader
Central Supply/Supply Chain	Restock supplies as requested	Staff on duty or as requested	Per request	Logistics and/or Planning Sections
Chaplain	Provide mental health and spiritual care services Support Family Information Center activities and Expectant or Palliative Care services	Staff on duty or on call	N/A	Patient and/or Family Assistance

Multimedia



- MCI Multimedia connects the user to all media files (photos, video and audio) relating to 15 'til 50 MCI planning.

Toolkit Library

Supplemental materials to aid with the design and implementation of the 15 'til 50 program. Including:

- Train the trainer program,
- Healthcare responder training program,
- Presentation material,
- Patient care forms,
- Job Action Sheets,
- Sample plans,
- Executive briefing materials,
- Maps



Toolkit Additional Resources



<http://cdphready.org/15-til-50-mass-casualty-incident-toolkit/>

Putting It All Together



Bay Area Emergency Managers Conference 2017
Genentech Event Center, South San Francisco, CA



QUESTIONS?

- This project was sponsored by the Los Angeles County Emergency Medical Services Agency and funded in part by the Hospital Preparedness Program, U.S. Department of Health and Human Services (HHS), Assistant Secretary for Preparedness and Response (ASPR) grant funding. This award has been assigned the federal award identification number (FAIN) U90TP000516.

Thank you!

Speaker: **Chris Riccardi**
Company: Constant & Associates, Inc.
Contact Info: <https://constantassociates.com/>
chris@constantassociates.com